






Hanging Heaton C of E (VC) J & I School – Working at home work

Class/Year Group: Class 3

Week commencing: 4th May 2020

Dear Parents/Carers,

Please find below activities to support your child's continued learning at home. It is important during this time that we try to build on the learning that has taken place in school although we do realise that it is impossible to replicate school whilst home learning. The more children can keep up with their learning, the easier the transition back into school will be. We appreciate your support in this.

Area	Monday	Tuesday	Wednesday	Thursday	Friday
Reading	At least 15 minutes	At least 15 minutes	At least 15 minutes	At least 15 minutes	At least 15 minutes
English 	Use the internet to research about Pablo Picasso. You should answer these questions: When did he live? What nationality was he? What is the name for his style of artwork? Name two things he is famous for. Find the names of three of his famous paintings.	Use your research from yesterday to write a biography about the life of Pablo Picasso. You will need to organise your work using subheadings. Think carefully about the information you will need to include and remember that biographies are usually written in chronological order. You may find this website useful: https://www.coolkidfacts.com/pablo-picasso/	Use the internet to find a picture of 'The Weeping Woman' painted by Picasso in 1937. Write a short description of what the image could be portraying. Think about your use of descriptive vocabulary including adjectives, adverbs, similes, metaphors and personification. You could start with: In the image I can see...	Use the website to have a go at the sentences game. https://www.topmarks.co.uk/english-games/7-11-years/punctuation If you're feeling clever you could have a go at some of the other English games too!	Practise all your spellings and write a number of sentences using each word. Please ensure you use your neatest handwriting when completing your sentences.
Maths 	Log onto mathletics and complete the following assigned activities: Year 3: Magic mental addition and Magic mental subtraction. Year 4: Add and subtract mental-estimate sums and estimate differences.	Practise the column method of addition for different numbers. Year 3: adding numbers with up to 3 digits, e.g. 236+147. Year 4: adding numbers with up to 4 digits, e.g. 3873+5412. Remember to line the digits up carefully in the correct columns. How many sums can you complete?	Use your addition and subtraction methods to solve these problems: Year 3 word problems Year 4 word problems Remember to set your work out neatly and to show your workings.	Year 3: Play the mental maths train game on the top marks website to practise your addition, subtraction, multiplication and division: https://www.topmarks.co.uk/maths-games/7-11-years/ordering-and-sequencing-numbers Year 4: Use your addition skills to complete the addition jigsaw: addition jigsaw Year 4	Have a go at some of the addition and subtraction games on the top marks website: https://www.topmarks.co.uk/maths-games/7-11-years/ordering-and-sequencing-numbers
Foundation subjects 	Read the information on the website about cubism: https://www.tate.org.uk/art/art-terms/c/cubism Create your own picture in this style. You can be as creative as you like!	Choose a famous person who you think has done something inspiring. It could be an inventor, a sports person, a leader, a charity worker etc. It could be a historical figure or someone who is still alive today. Produce a poster about them which shows what they have done and how they have inspired people in their lifetime.	Watch this video about the human ear: The human ear Write about the main parts of the ear and explain what they do. Pinna, auditory canal, ear drum, hammer, anvil, stirrup, cochlea, ear wax. You could also draw and label a diagram if you wish.	Practise the French words associated with families: Me and my family Have a go at completing the missing words and then reading the sentences out loud.	Design a poster to say thankyou to all the NHS workers and key workers who are helping us all during these difficult times. You could display your poster in your window.

This week's spellings are: Year 3 here, hear, heel, heal, he'll, not, knot, whose, who's, male, mail **Year 4** - invention, injection, action, hesitation, completion expression, discussion, confession
This week's mental maths challenge is: Practise adding and subtracting numbers mentally (up to 3 digits for year 3 and 4 digits for year 4).